

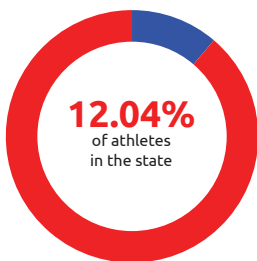
Special Olympics Illinois - Region E

Athletes Served

Total Athletes Served

Region E

2,794
athletes



State

23,197
athletes



Region Participation




Athletes from Region E participate in Alpine Skiing, Athletics, Basketball, Bocce, Bowling, Equestrian, Flag Football, Football (Soccer), Golf, Artistic Gymnastics, Rhythmic Gymnastics, Powerlifting, Snowshoeing, Softball, Swimming, Tennis, and Volleyball. Athletes also participate in M ATP, Young Athletes & Unified Champion Schools.

Other Participant Numbers

Young Athletes: **287**

Class A Volunteers: **1,467**

Peer Partners: **685**



Athletes by Gender



33% Female



67% Male

Athletes by Age

8-11yrs **6.39%**

12-15yrs **17.52%**

16-22yrs **33.93%**

23-30yrs **12.35%**

31-50yrs **17.99%**

51+yrs **11.81%**

**Special
Olympics**
Illinois

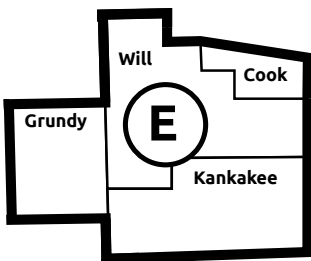


Special Olympics Illinois - Region E

Region Demographics

Region E

Serves the South Chicagoland area of Illinois with local programming in Grundy, Kankakee, South Suburban Cook and Will Counties.

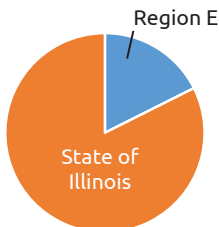


Mean Household Income**



Total Population in Region**

Region E: 2,153,296 **16.74%** of State Population
State: 12,860,000



Eligible for Special Olympics

6.68% of Eligible Population Served **Total Eligible in Region***: 41,798**



**Number based on U.S. Census Bureau, 2010 Census
***Estimated 2% of Total Population have an intellectual disability

Agencies & Competitions



Meet Your Team

Kevin O'Brien - Director | kobrien@soill.org; 708-991-7564

Patty Welsh - Asst. Director | pwelsh@soill.org; 708-991-7564

Amy Bandstra - Manager - Sports | abandstra@soill.org; 708-991-7564

Annie Riddering - Manager - Sports | ariddering@soill.org; 708-991-7564

Mailing Address

900 Maple Rd., Ste 1W Homewood, IL 60430